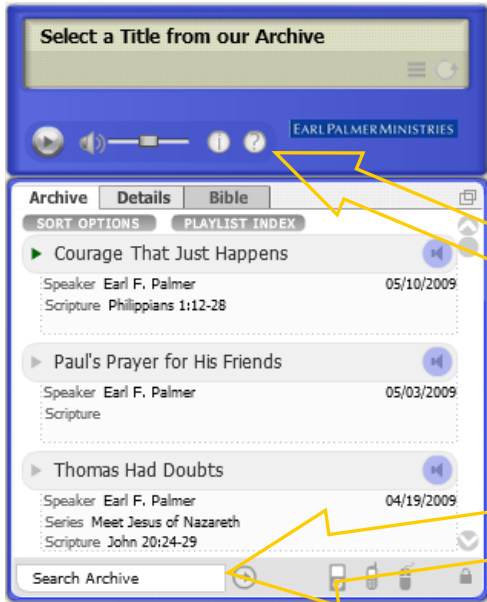


A Few Tips On Using The Sermon Player



Tutorial:

For a brief, yet helpful tutorial press the “?” button located here.

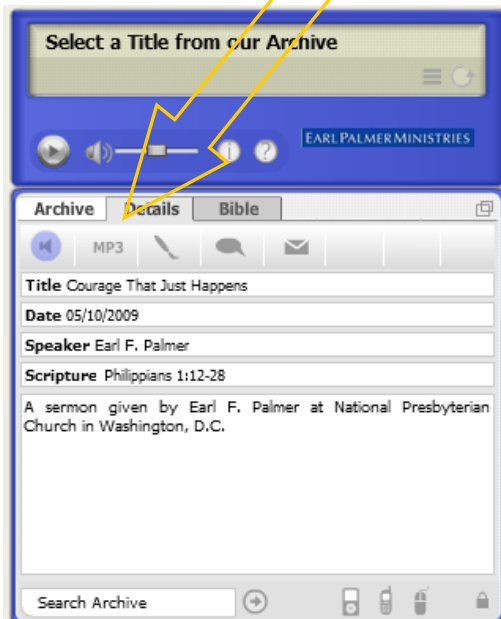
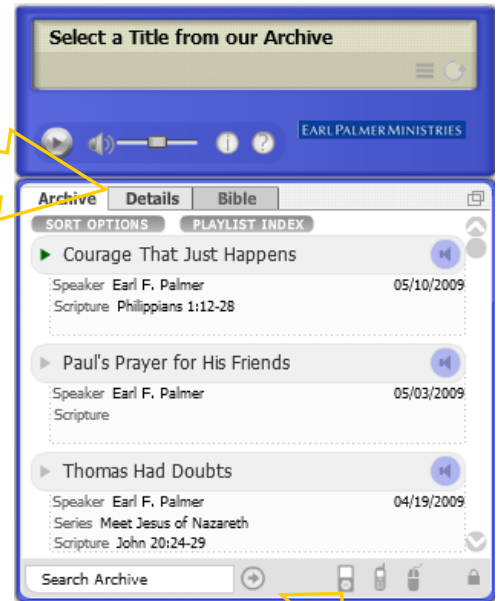
Searching For a Particular Sermon or Lecture:

Enter a book name, bible book name, author, or sermon series title into the space that says, “Search Archive” to find the sermon you would like to listen to or download.

To Download a Sermon:

Step 1: Click the “Details” button, which will bring you to another screen.

Step 2: Click on the button that says “MP3”.



Subscribe to the Podcast:

By clicking the “iPod” icon, it will open the iTunes software on your computer. From this list of information you can press the “get” button to download any sermon or lecture on this podcast.